

Q2 2025



Active Fixed Income Outlook:

Expect the unexpected



An unexpected rotation

2025 began with the US unexpectedly yielding leadership to Europe and China; how else could markets defy expectations?



Colin Reedie
Head of Active Strategies
/ Co-Head of Global Fixed
Income



Mat Rees
Head of Global
Bond Strategies

In the final weeks of 2024, if you said that by the end of February US markets would not only underperform the rest of the world, but that the market's least loved countries (China, the UK and Europe) would be leading returns for the year to date, nobody would have believed you.

This rotation has been around a rising trend – albeit with the leadership stocks and sectors losing momentum and starting to underperform. Markets have been relatively insulated to headline risk as positive investor sentiment continued to protect markets from the noise. Despite the blizzard of policy announcements from the new administration in the US, there has been little concrete evidence of any lasting economic damage at this stage. We believe it has been hard to find any data trends that capture the impact of policy announcements, partly because there have been more announcements than actual implementation. This is now changing. The threat of a US growth inflection point may be approaching and there has been little allowance for policy risk in valuations.

In fixed income markets, investors are still having to deal with the uncomfortable combination of tight credit spreads and total yields that continue to attract significant inflows to the asset class.

Playing chicken?

For pure credit spread investors, this feels like a game of brinkmanship.

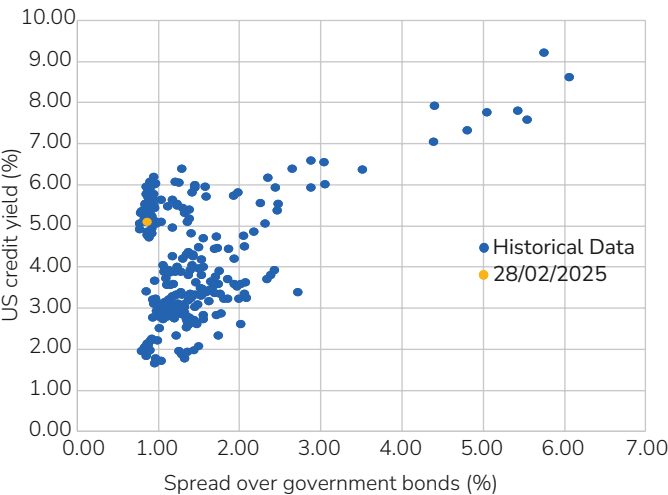
Valuations are rich but the underlying fundamentals are not suggesting portfolios should be moved to outright bearish positions. Whether you believe the change in the US administration has signalled the beginning of a new cycle or not, you cannot ignore the unattractiveness of credit spreads in isolation. However, we have to play the market as it is, and not how we would like it to be.

We feel a derisking strategy is prudent, recycling risk into higher-quality exposures where reasonable credit spread is still on offer. We like exposures to emerging market debt as the fiscal sustainability debate will remain a live issue in developed economies. In looking for red flags, we struggle to see many. Leveraged loan default rates are running at three time the high yield market and worthy of monitoring, but we think investment grade credit should remain lower beta than other risk asset classes.

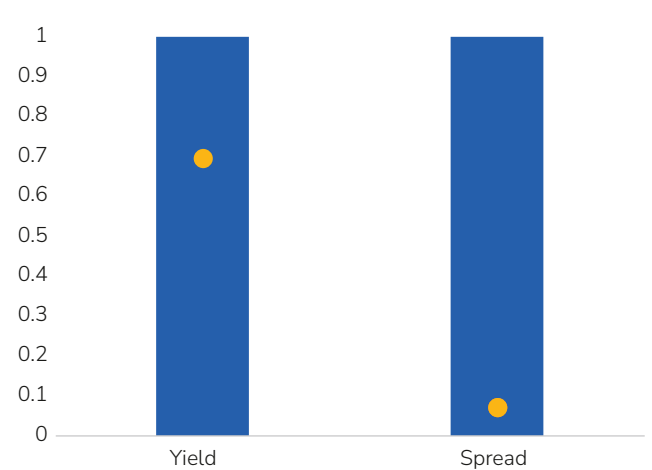
You could argue that general investor bullishness is more about equity prospects than actual GDP growth. That said, the impact of a heightened sense of chaos and uncertainty from the new US administration is neither good for investment nor broader animal spirits. We think investors should expect the unexpected in 2025 as confusion around the Trump administration's actions will continue to have an influence over market outcomes.

Credit spreads are tight, but yields attracting buyers

Yields vs spreads since 1995



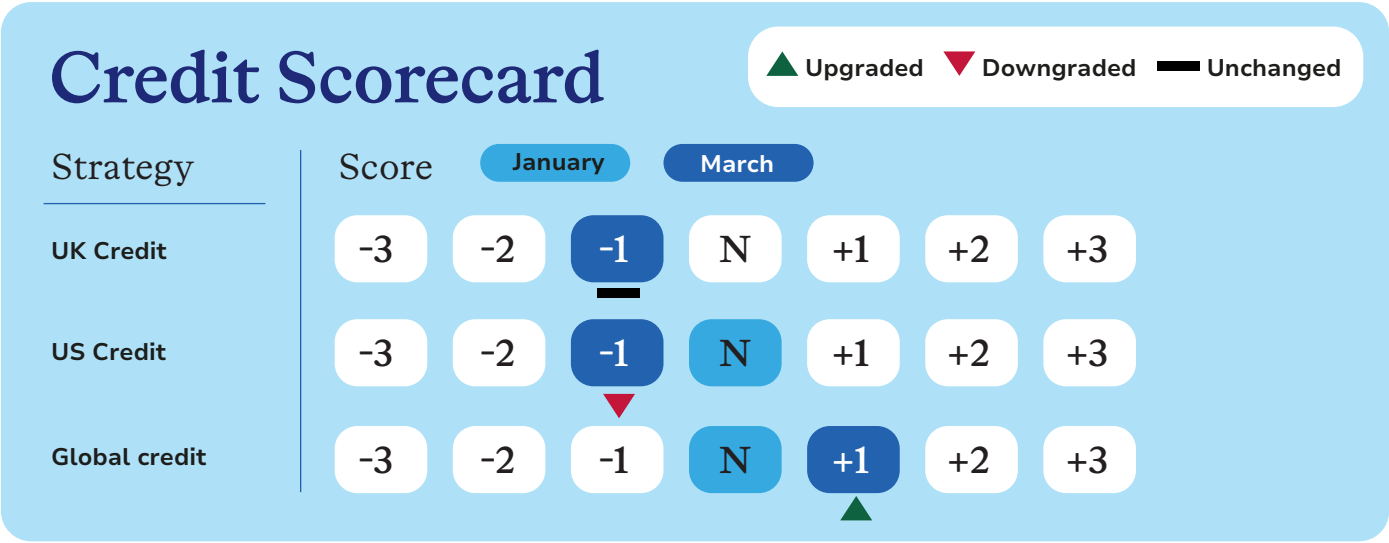
Percentile rank of yields and spread



Source: L&G, Bloomberg, as at 28 February 2025. Data is monthly yield-to-worst and OAS spread for US corporate credit from 31 March 1995 to 28 February 2025

Key risk

Past performance is not a guide to the future. The value of an investment and any income taken from it is not guaranteed and can go down as well as up, and the investor may not get back the amount originally invested.



Source: L&G as at 25 February 2025 – can be subject to change at any point.

Key risk
Assumptions, opinions and estimates are provided for illustrative purposes only. The value of an investment and any income taken from it is not guaranteed and can go down as well as up, and the investor may get back less than the original amount invested. There is no guarantee that any forecasts made will come to pass.

“
We think investors should expect the unexpected in 2025, as confusion around the Trump administration’s actions will continue to have an influence over market outcomes.
”



Which way for Germany?

Amid market uncertainty, will Germany's new government unlock growth – or will Trump's tariffs bite the auto industry?



Marc Rovers
Head of European Credit



Magdi Yasin
Fixed Income Investment Specialist



The past: what just happened?

Developed market government bond yields spiked in January, with the yields on 10-year German bunds rising to 2.65%, a level last touched last summer¹.

The spike in yield was primarily driven by a strong US jobs report, which cast doubt over a continuation of central banks' easing cycle.

These fears were allayed by softer inflation prints in the US and UK and earnings announcements from several of the *'magnificent seven' companies that failed to meet very high expectations, with yields giving back some of the spike. European credit spreads have tightened significantly over the quarter as ongoing strong flows into the asset class continue to support returns.

This pronounced market reaction is a sign of investors' focus on rates, with concerns growing about expanding national debts and 'sticky' inflation. In Europe, the German bund – traditionally the anchor point on the European bond market – is giving up ground compared to the so-called risk-free swap rate – while corporate bonds moved towards this.

It was assumed that after the elections a new German government would favour reforming the 'Schuldbremse' (or debt brake) to invest more in the economy but this played out even quicker than expected, with the recent vote by the outgoing parliament allowing substantial additional expenditures on defence and infrastructure to be financed with new debt.

In other countries such as the US and the UK, the risk-free swap rate has been well below the yield on government bonds for some time now and Germany has followed with a spike in 10-year bund yields to almost 3%. Marc Rovers further shared his thoughts in his aptly named blog [Elephant in the room](#).

Meanwhile, European credit has outperformed USD corporate bonds, with attractive valuations overcoming tariff concerns raised by Trump's term beginning at the start of the year.

1. Source: Bloomberg as at 24 March 2025
*For illustrative purposes only. Reference to a particular security is on a historic basis and does not mean that the security is currently held or will be held within an L&G portfolio. The above information does not constitute a recommendation to buy or sell any security.

The present: strong technicals

We are more negatively biased (-1) in our risk scoring, class despite the more supportive German politics and helpful technicals.

Our expectation is that yields over 3%, combined with the limited duration of around 4.5, will continue to appeal to investors as the ECB continues on its path of further reducing rates.

On the flip side, spreads are compressed based on historic percentiles, especially in the lower rated part of the market, and potential headwinds that keep us cautious include a US tariff 'discount', geopolitical tensions and uncertainty on the interest path as further economic data is released. Our positioning reflects that cautious approach, with an overweight in defensive sectors like utilities and a preference for higher rated issuers.

What could go wrong?

Inflation could prove to be stickier as tariffs kick in and spending on defence is ramped up, putting the major central banks' rate-cutting cycles in potential jeopardy.

Also, market participants continue to hold their breath as we await further news on Trump's policy agenda; this uncertainty could itself harm growth momentum and sentiment.

Germany remains a primary concern, as Trump's tariff package could impact its economy as it relies heavily on industrials and includes a large auto sector that faces growing competition from China. On the positive side, the reform of the debt brake might provide room for fiscal stimulus, and the European Commission has announced relief measures for automotive companies, extending the window for meeting carbon emission targets from one to three years.



Outlook

Looking ahead, politics will be a key focus, with the full impact of President Trump's tariff policy continuing to be gauged.

Different growth engines in the US like government spending, immigration and AI-related capex are subject to uncertainty and disruption, which may slow economic momentum and business investment.

However, there is also upside risks should Trump successfully ease geopolitical risks, particularly the Ukraine-Russia conflict, which would alleviate pressure on energy prices – especially in Europe.

It will be important to see how central banks react, whether the focus is on long-term growth prospects or on near-term price increases.

While overall corporate fundamentals remain robust, we may see increasing discrepancies between regions and sectors, with winners and losers emerging. Therefore, diligent credit analysis and selection will be of key importance.

Credit Scorecard

▲ Upgraded ▼ Downgraded — Unchanged

Strategy

Score

January

March

Euro credit

-3

-2

-1

N

+1

+2

+3

Source: L&G as at 25 February 2025 – can be subject to change at any point.

Key risk

Assumptions, opinions and estimates are provided for illustrative purposes only. The value of an investment and any income taken from it is not guaranteed and can go down as well as up, and the investor may get back less than the original amount invested. There is no guarantee that any forecasts made will come to pass.

Emerging market debt: Going from strength to strength?

After a positive 2024, can EMD continue its strong run?



Uday Patnaik
Global Head of Emerging Market Debt and Asia Fixed Income



Raza Agha
Head of Emerging Market Sovereign Strategy

The past: what just happened?

After decent returns in 2024, emerging market debt (EMD) has had a good start to 2025. At the time of writing, returns year-to-date are sitting at 2.2% for EM hard currency sovereigns and 1.7% for EM hard currency corporates¹.

Despite tight spreads, returns have been driven both by spread compression and US Treasuries. Continuing the theme from 2024, returns in both sovereigns and corporates were led by high yield issuers, with investors focusing on idiosyncratic stories that included the resolution of defaults in several sovereigns such as Ghana, Zambia, Sri Lanka and Ukraine.

Meanwhile, in contrast to last year, EM local markets are leading returns in EM fixed income (+3.5% in USD terms²), driven by the better performance of their currencies given the downward move in the US dollar.



1. Source: Bloomberg as at 21 February 2025
2. Source: Bloomberg as at 25 February 2025

The present: continuing resilience?

As things stand, we believe the case for EMD rests on the attractive yields on offer, with the sovereign index at 7.7% and corporates at 6.8%³.

When we look at issuance numbers, the pull of all-in yields is clear. Total EMD primary supply has been over \$165bn so far this year, dominated by sovereigns at \$76.3bn⁴ - a record. That investors have absorbed this supply despite geopolitical noise, tight spreads and continued outflows from the asset class in our view speaks of the resilience of emerging markets.

This resilience rests on improving credit fundamentals, exhibited in improving ratings and declining defaults in both EM corporates and sovereigns. These dynamics reflect a strong macroeconomic outlook. Highlighting this, in its most recent forecasts the IMF expects emerging markets to grow at 4.2% in 2025, flat to 2024, and around the same level in 2026⁵.

Meanwhile, forecasts for EM fiscal deficits (excluding China) have been forecast to decline from last year’s 4.9% to 4.3% in 2025, whereas the overall EM current account balances are anticipated to still be in surplus, albeit to a modest degree of less than 1% of GDP. We think these continued surpluses will mean EM foreign exchange reserves will remain healthy at over \$10.5 trillion, more than 2.5x the total external debt amortisation due in 2025.

What could go wrong?

The above suggests that risks in the period ahead continues to be from global issues – particularly US macro and markets – and less from idiosyncratic challenges in emerging markets.

However, should tariffs be applied on a universal basis and for an extended period, the impact on emerging market GDP growth could be significant. High tariffs could also impact the US inflation outlook, and with it the trajectory of US rates and the US dollar. All of this could impact capital flows to emerging markets. Even if the application of tariffs by the US more selective, dealing with it will require differentiating between the more vulnerable countries – potentially Mexico and China – and sectors, like automobiles and semiconductors.



Outlook

However, even these risks require a caveat.

EM exports to the US have declined since 2000, while emerging markets are trading increasingly with each other, both of which could provide a degree of insulation from US tariffs. More flexible EM currencies can also be used to blunt the impact of tariffs. In addition, as the experience of Covid shows, deeper domestic capital markets and strong support from multilateral institutions such as the IMF can provide alternative sources of capital and reform anchors.

We do note that in contrast to potential headwinds from US macro and markets, the possible resolution of conflicts in the Middle East and the war between Russia and Ukraine could provide a fillip to regional credits. This, though, does not make us sanguine about the potential for continued volatility around rates. Hence, we continue to focus on the short end of credit curves, and on idiosyncratic credits which could benefit from spread and yield compression driven by reform anchors and curve normalization as they emerge from default. These includes credits like Nigeria and Ivory Coast, where a reformist government is in place, and Sri Lanka, where the short end should continue to benefit as the country exits a debt restructuring.

Within corporates, some of our likes include the Indian renewables sector, which continues to benefit from a government policy focus. In banks, we like Tier 2 cap structures with high call probabilities as financials are doing fundamentally better in the current environment of relatively higher rates, benefitting net interest margins.

Credit Scorecard

▲ Upgraded ▼ Downgraded — Unchanged

Strategy

Score

January

March

EMD

-3

-2

-1

N

+1

+2

+3

Source: L&G as at 25 February 2025 – can be subject to change at any point.

Key risk

Assumptions, opinions and estimates are provided for illustrative purposes only. The value of an investment and any income taken from it is not guaranteed and can go down as well as up, and the investor may get back less than the original amount invested. There is no guarantee that any forecasts made will come to pass.

3. Source: Bloomberg as at 21 February 2025
4. Source: Bloomberg as at 21 February 2025
5. Source: IMF as at April 2024

Global high yield: Goldilocks still possible

Abundant capital seeking income, low defaults and a low supply of bonds may drive prices higher – if everything goes right.



John Ryan
Head of Global High Yield



Sophia Hunt
Senior Fixed Income
Investment Specialist



The present: buoyant markets

In this environment, the strategy continues to target a higher income than the comparative benchmark, expressed through an overweight position in higher-spread global names.

Our view remains that, at present, spreads are adequately compensating for the degree of credit risk undertaken, particularly for BB and B rated credits. However, this applies less to credits rated below B.

From a regional perspective, we are overweight emerging markets, which we believe offers much better excess yield for similar fundamental strength than developed markets. We have reduced exposure to the US, based on tight valuations and likely sustained policy volatility.

The past: what just happened?

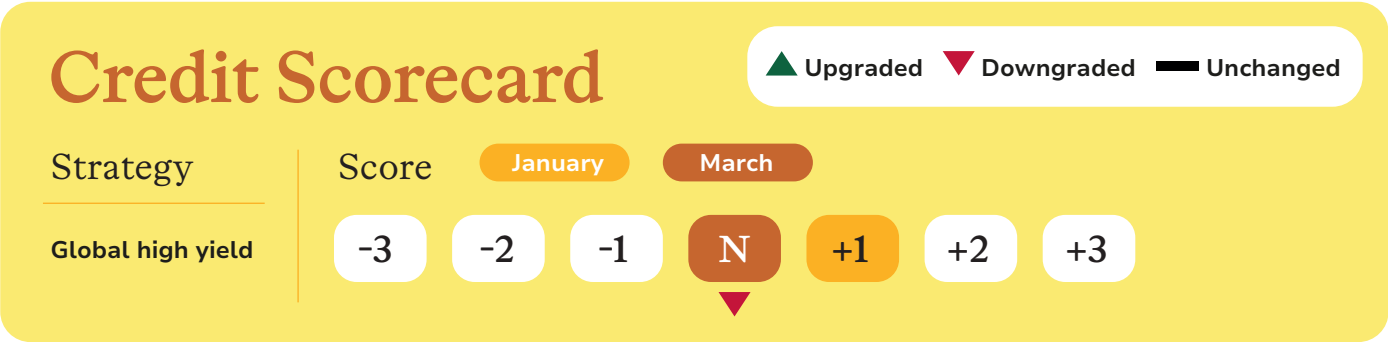
High yield has generated strong returns so far in 2025 (+2%)¹, with the macro backdrop remaining supportive for the asset class and the hunt for yield continuing.

Inflows into European high yield have outweighed net new issue supply which is further supporting spread tightening. The US is close to all-time tightness and loss rates remain very low compared to history – which has contributed to our view this is a good environment to ‘earn the yield’, given at the time of writing the current yield on the global high yield index is close to 7%².

What could go wrong?

The reach for yield could be disrupted if consensus shifts to the next move from the US Federal Reserve is a hike, so we are watchful of US inflation data and the trade war narrative. At present, US assets are priced for strong economy, while the executive has a mandate for policy volatility.

1. Source: ICE BAML Global High Yield Index as at 26 February 2025
2. Source: ICE BAML Global High Yield Index as at 26 February 2025



Source: L&G as at 25 February 2025 – can be subject to change at any point.

Key risk
Assumptions, opinions and estimates are provided for illustrative purposes only. The value of an investment and any income taken from it is not guaranteed and can go down as well as up, and the investor may get back less than the original amount invested. There is no guarantee that any forecasts made will come to pass.

Outlook

We believe 2025 still has the potential to play out as a ‘Goldilocks’ year – with the combination of abundant capital seeking income, a backdrop of low defaults and a low supply of bonds all potentially driving prices higher.

The team is comfortable with cyclical risk, but we are wary of structural risk – the market does not always clearly differentiate between the two, which can create opportunities for us to invest. From a sectoral perspective, we have a higher focus on supply chain-intensive sectors such as autos and retail. If we witness a global transition from ‘shooting wars’ to ‘trade wars’, these sectors are more exposed to supply chain disruptions.

We expect continued central bank cuts to overnight rates as 2025 unfolds, which we think will keep higher-yielding income assets appearing attractive to investors.

Contact us:
For further information about the Asset Management business of L&G, please visit am.landg.com or contact your usual L&G representative.



Key risk
The value of any investment and any income taken from it is not guaranteed and can go down as well as up, and investors may get back less than the amount originally invested.

Important information
The views expressed in this document are those of Legal & General Investment Management Limited and/or its affiliates (‘L&G’, ‘we’ or ‘us’) as at the date of publication. This document is for information purposes only and we are not soliciting any action based on it. The information above discusses general economic, market or political issues and/or industry or sector trends. It does not constitute research or investment, legal or tax advice. It is not an offer or recommendation or advertisement to buy or sell securities or pursue a particular investment strategy. Past performance should not be taken as an indication or guarantee of future performance and no representation, express or implied, is made regarding future performance.

No party shall have any right of action against L&G in relation to the accuracy or completeness of the information contained in this document. The information is believed to be correct as at the date of publication, but no assurance can be given that this document is complete or accurate in the light of information that may become available after its publication. We are under no obligation to update or amend the information in this document. Where this document contains third party information, the accuracy and completeness of such information cannot be guaranteed and we accept no responsibility or liability in respect of such information.

This document may not be reproduced in whole or in part or distributed to third parties without our prior written permission. Not for distribution to any person resident in any jurisdiction where such distribution would be contrary to local law or regulation.

© 2025 Legal & General Investment Management Limited, authorised and regulated by the Financial Conduct Authority, No. 119272. Registered in England and Wales No. 02091894 with registered office at One Coleman Street, London, EC2R 5AA.

L&G Global
Unless otherwise stated, references herein to “L&G”, “we” and “us” are meant to capture the global conglomerate that includes:
European Economic Area: LGIM Managers (Europe) Limited, authorised and regulated by the Central Bank of Ireland as a UCITS management company (pursuant to European Communities (Undertakings for Collective Investment in Transferable Securities) Regulations, 2011 (as amended) and as an alternative investment fund manager (pursuant to the European Union (Alternative Investment Fund Managers) Regulations 2013 (as amended)).

Hong Kong: issued by Legal & General Investment Management Asia Limited which is licensed by the Securities and Futures Commission.

Singapore: issued by LGIM Singapore Pte. Ltd. (Company Registration No. 202231876W) which is regulated by the Monetary Authority of Singapore.

The L&G Stewardship Team acts on behalf of all such locally authorised entities.

Confidentiality and limitations:
Unless otherwise agreed by Legal & General in writing, the Information in this document (a) is for information purposes only and we are not soliciting any action based on it, and (b) is not a recommendation to buy or sell securities or pursue a particular investment strategy; and (c) is not investment, legal, regulatory or tax advice. Any trading or investment decisions taken by you should be based on your own analysis and judgment (and/or that of your professional advisors) and not in reliance on us or the Information. To the fullest extent permitted by law, we exclude all representations, warranties, conditions, undertakings and all other terms of any kind, implied by statute or common law, with respect to the Information including (without limitation) any representations as to the quality, suitability, accuracy or completeness of the Information.